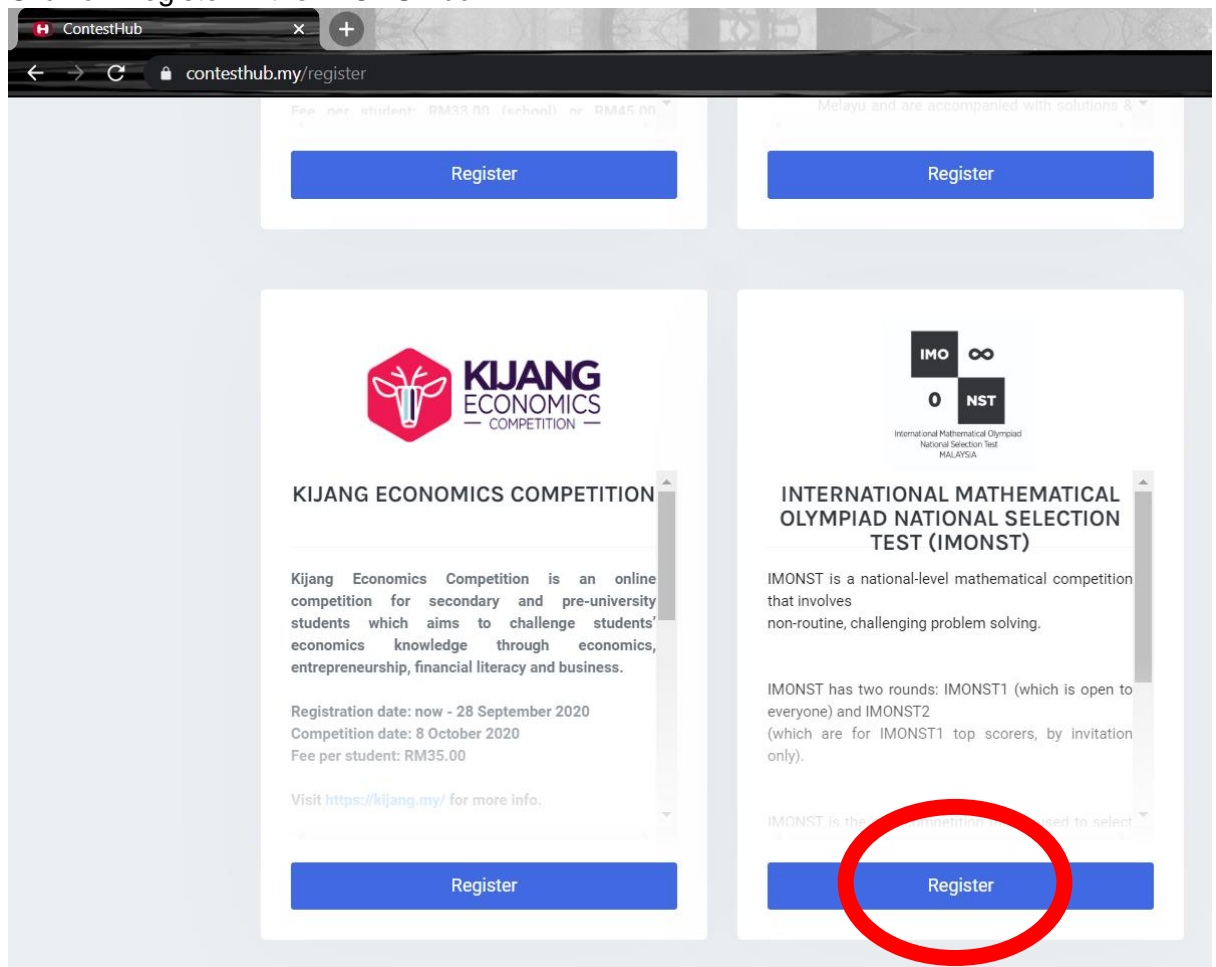


Through this guide, there are three important parts:

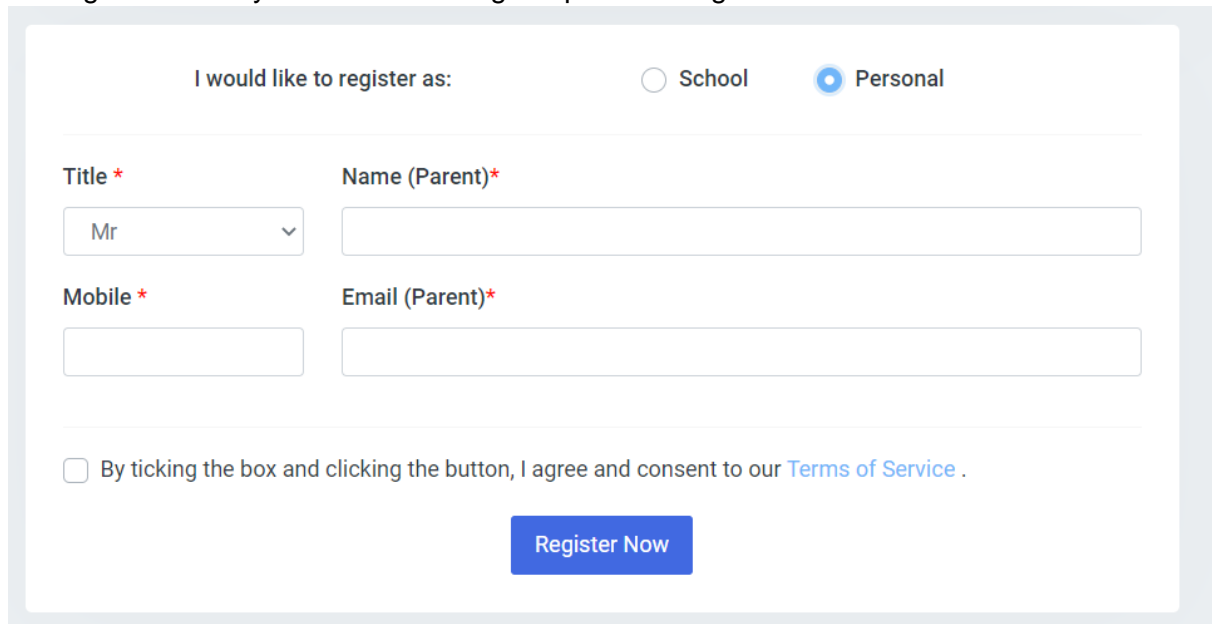
- a) Register an account on Contesthub
- b) Register the contestant
- c) Making the payment

REGISTER AN ACCOUNT ON CONTESTHUB

1. Open your preferred web browser.
2. Go to <http://contesthub.my>
3. Click on Register in the IMONST box.



- Click on Personal and fill in the details required (ignore the word Parent). Note: even if you are the teacher in charge, please use the Personal registration. You can still do the registration for your students using the personal registration.



I would like to register as: School Personal

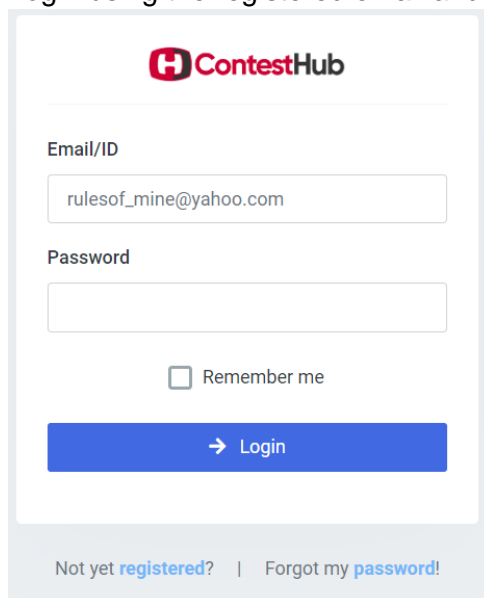
Title * Name (Parent)*

Mobile * Email (Parent)*

By ticking the box and clicking the button, I agree and consent to our [Terms of Service](#) .

[Register Now](#)

- Check your email for password.
- Login using the registered email and the password given to your email.



ContestHub

Email/ID

Password

Remember me

[→ Login](#)

Not yet [registered?](#) | Forgot my [password!](#)

7. Fill in the required details and click Update

ContestHub

New Password

Confirm Password

2. Contact Detail

Address 1

✘ The address 1 field is required.

Address 2

Postcode

City

✘ The postcode field is required. ✘ The city field is required.

State

Country

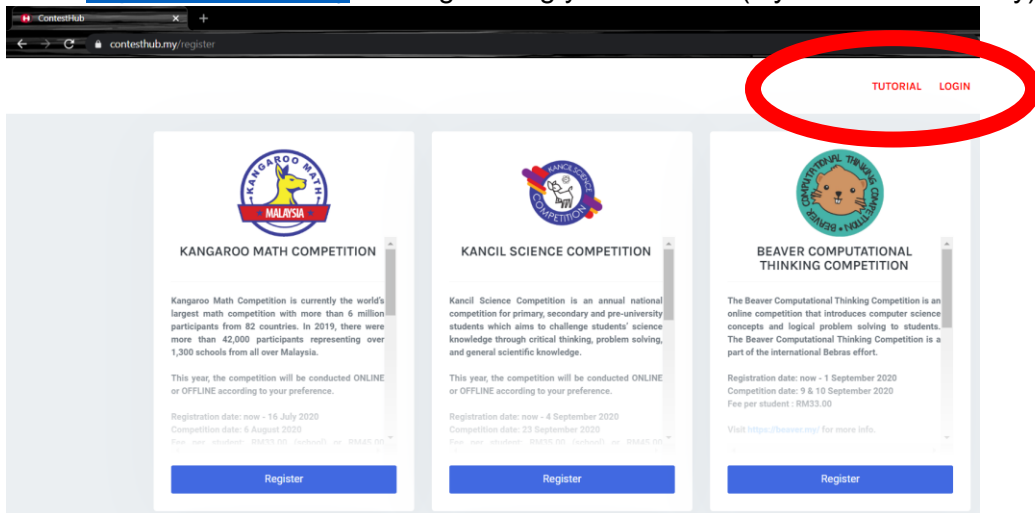
✘ The state field is required. ✘ The country field is required.

Phone Number

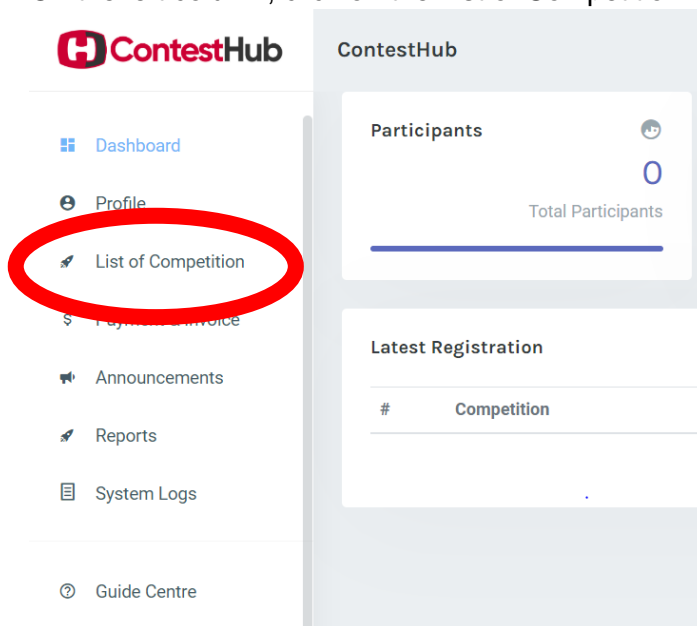
Fax Number

REGISTERING CONTESTANT(S)

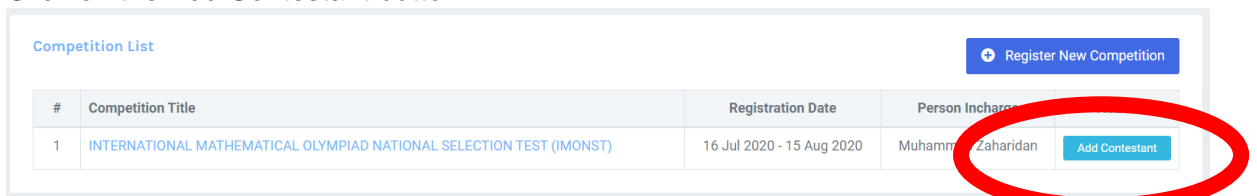
1. Go to <http://contesthub.my> and login using your account (if you haven't already)



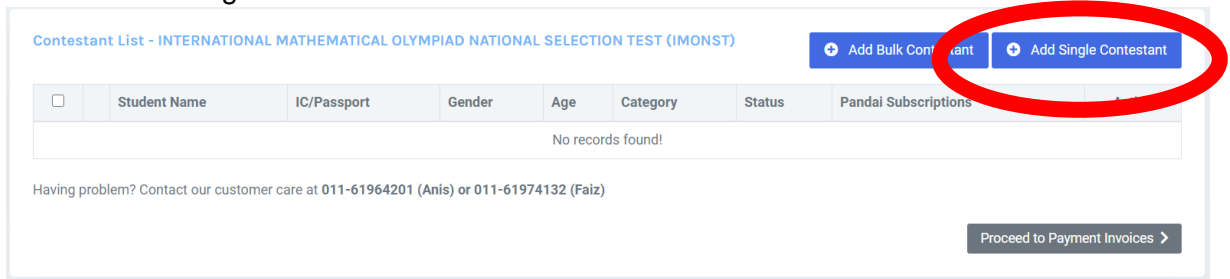
2. On the left column, click on the List of Competition



3. Click on the Add Contestant button



4. Click on Add Single Contestant



Contestant List - INTERNATIONAL MATHEMATICAL OLYMPIAD NATIONAL SELECTION TEST (IMONST)

[+ Add Bulk Contestant](#) [+ Add Single Contestant](#)

<input type="checkbox"/>	Student Name	IC/Passport	Gender	Age	Category	Status	Pandal Subscriptions	Action
No records found!								

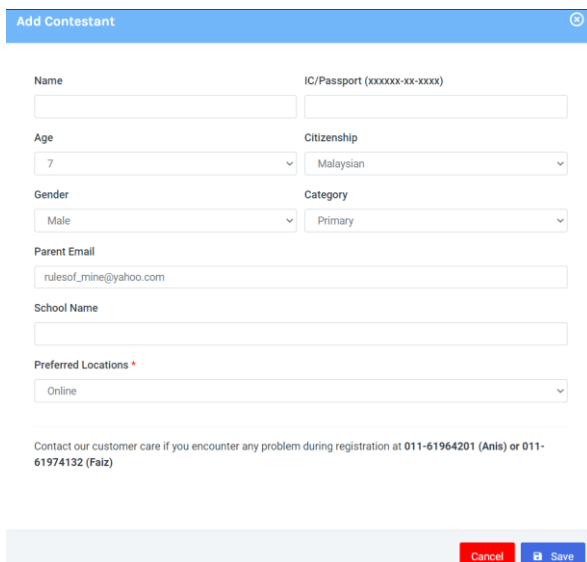
Having problem? Contact our customer care at 011-61964201 (Anis) or 011-61974132 (Faiz)

[Proceed to Payment Invoices >](#)

5. Fill in the details and click Save.

Note: The Parent Email indicates the email that will receive the login details for the contestant to use during the IMONST Day. Teachers can choose if they want to receive the login details for their students (by entering the email of the teacher-in-charge) or students themselves receive the login details (by entering the student's email).

Also, please enter the School's Name and Address so that we can contact your school if you/your students are selected for the next round (IMONST 2).



Add Contestant

Name IC/Passport (xxxxxxxx-xx-xxxx)

Age Citizenship

Gender Category

Parent Email

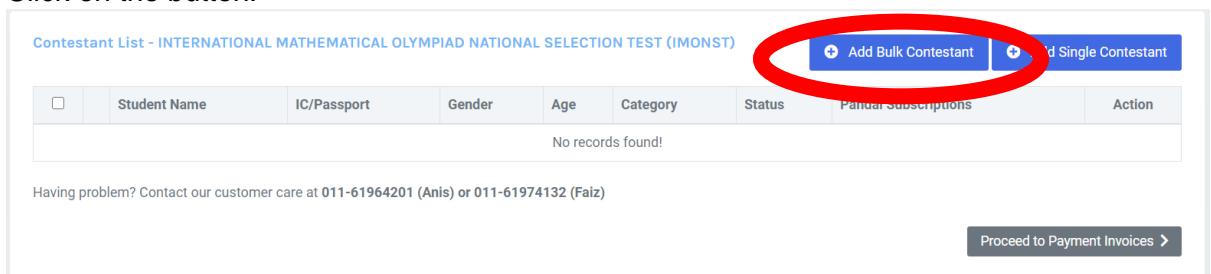
School Name

Preferred Locations *

Contact our customer care if you encounter any problem during registration at 011-61964201 (Anis) or 011-61974132 (Faiz)

[Cancel](#) [Save](#)

6. If you want to add **more than one contestant**, you can use the Add Bulk Contestant. Click on the button.



Contestant List - INTERNATIONAL MATHEMATICAL OLYMPIAD NATIONAL SELECTION TEST (IMONST)

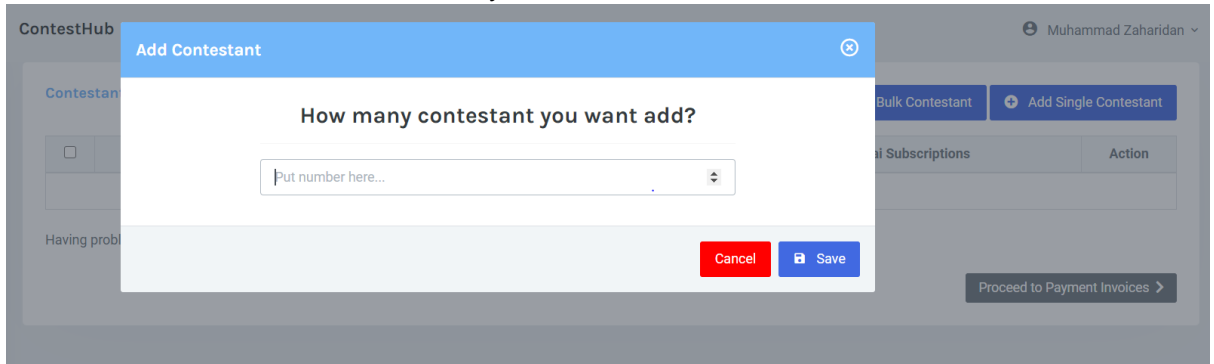
[+ Add Bulk Contestant](#) [+ Add Single Contestant](#)

<input type="checkbox"/>	Student Name	IC/Passport	Gender	Age	Category	Status	Pandal Subscriptions	Action
No records found!								

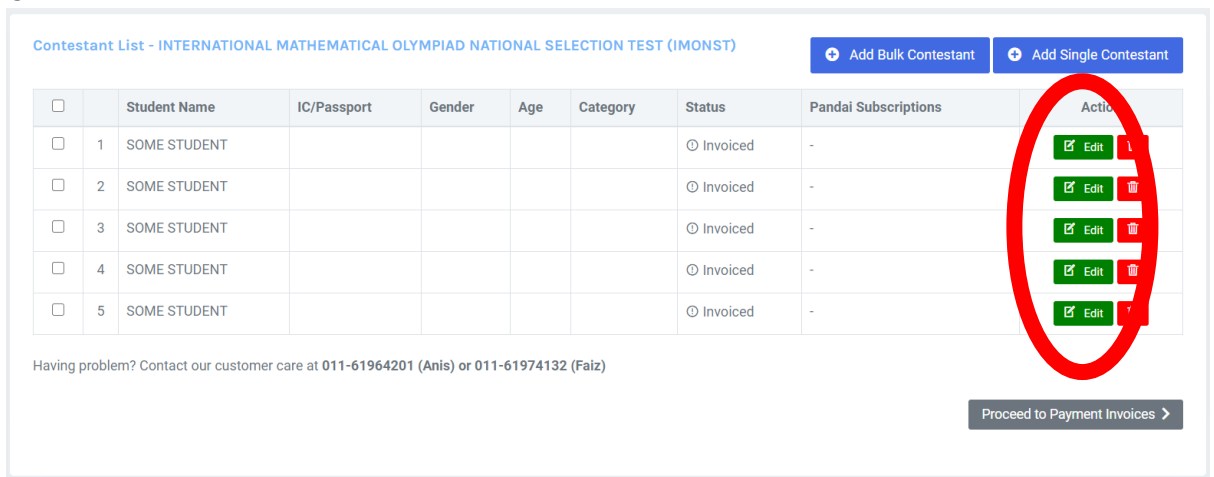
Having problem? Contact our customer care at 011-61964201 (Anis) or 011-61974132 (Faiz)

[Proceed to Payment Invoices >](#)

7. Enter the number of contestants that you want to add and click Save.



8. Click on the Edit button to enter each contestant's details.



MAKING THE PAYMENT

1. Go to <http://contesthub.my/register> and login (if you haven't already)
2. On the left column, click on the List of Competition
3. Click on the Proceed to Payment Invoices

Contestant List - INTERNATIONAL MATHEMATICAL OLYMPIAD NATIONAL SELECTION TEST (IMONST) + Add Single Contestant

<input type="checkbox"/>	Student Name	IC/Passport	Gender	Age	Category	Status	Pandai Subscriptions	Action
<input type="checkbox"/>	1 FAIZ IMRAN	040404-04-4444	Male	16	Senior	⊙ Invoiced	-	Edit Delete

Having problem? Contact our customer care at 011-61964201 (Anis) or 011-61974132 (Faiz)

Proceed to Payment Invoices >

4. Click on the Pay Now

List of Invoices

#	Invoice No	Invoice Date	Due Date	Amount (RM)	Status	Action
1	#IMONST000022	16 Jul 2020	04 Sep 2020	30.00	⊙ Outstanding	View Pay Now

5. Click on the Online Payment

Please Choose Method of Payment

ONLINE PAYMENT

billplz SEE ALL PAYMENT OPTIONS

maybank2u.com CIMB Clicks UOB PE

connect RHB Now AmBank BANK ISLAM


Online Payment Recommended Instant Approval




















6. Choose your preferred bank and click Pay

Total
RM30.00

Due
16/07/20

Pay with:

Online Banking  .. and more


 Maybank2u	 CIMB Clicks	 RHB Now	 Public Bank
 Hong Leong Bank	 Affin Bank	 Alliance Bank	 AmBank
 Bank Islam	 Bank Muamalat	 Bank Rakyat	 BSN
 HSBC Bank	 Kuwait Finance House	 OCBC Bank	 Standard Chartered
 UOB Bank	 Maybank2E (offline)	 Maybank2E	

I understand and accept the terms and conditions.

PAY

7. Once the payment has been made, you can check the status of your payment by clicking at the Payment & Invoice on the left column.

List of Invoices

#	Invoice No	Invoice Date	Due Date	Amount (RM)	Status	Action
1	#IMONTS000002	10 Jul 2020	04 Sep 2020	30.00	 Paid	View Receipt

If you have any problems or need any assistance with the registration system, please do contact us at 011-61974132 (Faiz) or 011-61964201 (Anis)