



USER GUIDE (UPDATED)

INTERNATIONAL MATHEMATICAL OLYMPIAD NATIONAL SELECTION TEST (IMONST) 2020

Issued on: 8 September 2020, 1400h

Dear Participants / Registrants of IMONST 2020,

The IMONST 2020 that was scheduled to take place on 5 September 2020 had to be rescheduled due to a major technical error. We take full responsibility for the mistake and apologize for all the inconvenience caused to all participants and registrants. Thank you for your understanding and continued support.

The new IMONST 2020 is scheduled to take place on **12-14 September 2020**. We have migrated to a more stable and reliable contest system that has been used by several large mathematical competitions including those in the UK and Australia. We hope that the contest will run smoothly this time, and that all participants will have a good experience doing interesting yet challenging mathematical problems.

NEW CONTEST SITE: <https://imonst.imo-malaysia.org/>

The new Contest Site is now up and running. However, the actual contest will only be open between **10.00am, 12 September 2020 (Saturday) and 10.00pm, 14 September 2020 (Monday)**.

On 10 September 2020 (Thursday), we will upload the new usernames & passwords on ContestHub (<http://contesthub.my/>). Please distribute the new usernames & passwords to all participants before the contest opens.

IMPORTANT: The usernames & passwords are **different** from those used on 5 September 2020. Please retrieve the passwords on or after 10 September 2020 so that you will get the updated usernames and passwords to be used on the new website.

To get you familiar with the interface, we will upload a Practice Test on the Contest Site on 10 September 2020. Contestants may use their username and password to access the Practice Test.

WHAT'S NEXT

10 September 2020	Log in to Contesthub (http://contesthub.my/) to get new usernames & passwords for Contest Site. Distribute the new usernames & passwords to all participants. Practice Test available on the Contest Site (log in with the new username and password).
12 September 2020	IMONST 2020 starts at 10.00am.
14 September 2020	IMONST 2020 ends at 10.00pm.

DURATION

The contest duration is **2.5 hours**. You can start anytime within the contest period. Once you start the contest, the timer will count down, even though you have a problem with your computer/internet, so make sure your setup is stable.

It is recommended to take the contest from 10.00am to 4.00pm, otherwise customer service might not be available if you have any question. Don't start too close to the ending time, otherwise you might not get the full 2.5 hours to complete.

FREQUENTLY ASKED QUESTIONS (FAQs)

1. How do you ensure that the system will not fail again?

We have migrated to a more stable contest system, which is used by several large international competitions. We have extended the contest period to 60 hours (10.00am 12 September – 10.00pm 14 September), to cater those who prefer doing it on the weekends, and those who prefer school days.

2. What about the students who completed the IMONST on 5 September 2020?

Some students managed to complete the IMONST on 5 September, despite the technical problem. For such students, we will take the higher score among the two tests (on 5 September, and 12-14 September). The number such students is quite low, and should not impact the overall selection to IMONST 2.

Also, due to higher demands and interest from participants, we will increase the number of students shortlisted to the next round, IMONST 2. Initially we plan to select 200 students, but we will invite 300-400 students, depending on the results.

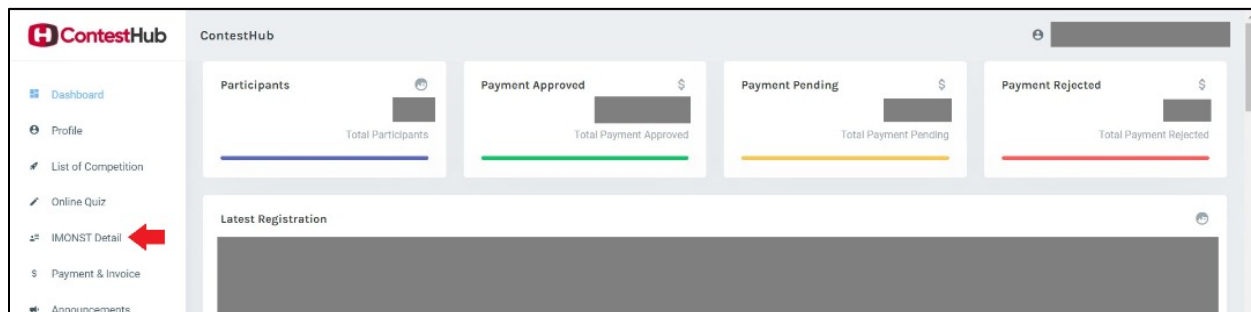
If you have any other questions, please post them to our email at contact@imo-malaysia.org, the IMONST Official Telegram Group, our Facebook page, call or Whatsapp us at 011-61964201 (Anis), 011-61974132 (Faiz) or 010-4233170 (Zafree), during office hours.

IMONST 2020 USER GUIDE (WITH SCREENSHOTS)

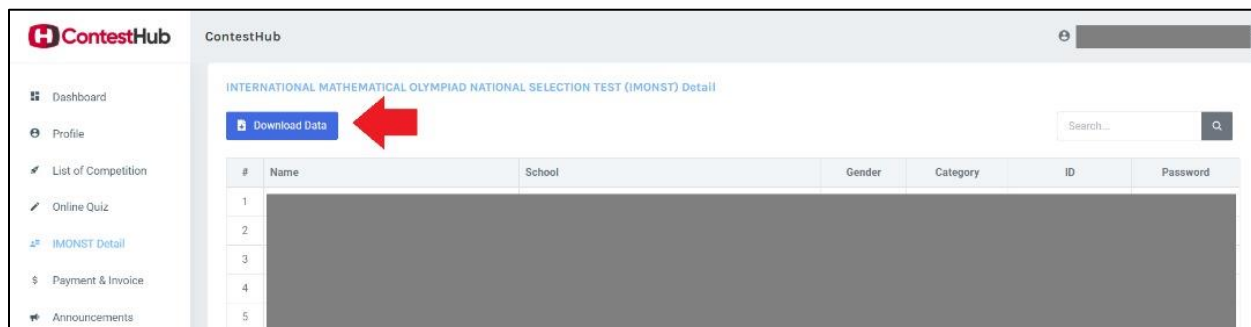
Updated 10 September 2020

HOW TO OBTAIN YOUR USERNAME AND PASSWORD (CONTESTHUB)

1. Log into your ContestHub account (<https://contesthub.my>). If you forgot your password, click on “Forgot my password” to retrieve password via email.
2. Click “IMONST Detail”:



3. You will see the contestant details, including usernames and passwords, in the table. You may download the contestant details if needed.

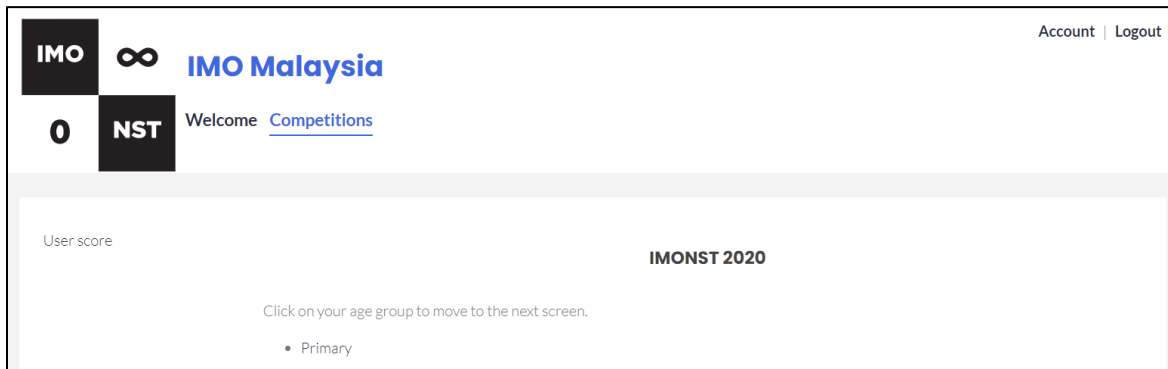


4. Distribute the usernames and passwords to participants that you have registered.

NOTE: The usernames and passwords are different from the ones given for the 5 September contest.

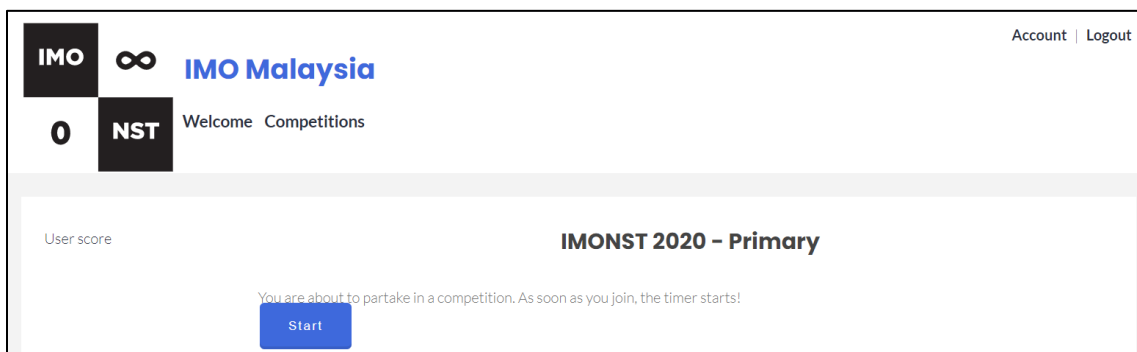
HOW TO PARTICIPATE IN IMONST 2020

1. Go to <https://imonst.imo-malaysia.org/>
2. **VERY IMPORTANT:** Read the instructions on the Welcome page.
3. During the contest period (**10am, 12 September 2020 to 10pm, 14 September 2020**), click on **Login**.
4. Enter your **username** and **password**.
5. Click on your age group (category):



For most participants, the category is determined from the registration info, so no choice is required. For some participants, you have to select the correct category. **MAKE SURE THE CATEGORY YOU CHOOSE IS CORRECT**, because it cannot be changed later (and we will not issue a new account).

6. Click Start, and your contest will start for 2.5 hours:



7. You will see a list of questions (with marks, and whether it is answered/not answered). Click on any question on the left to attempt it:

The screenshot shows the IMO Malaysia competition interface. At the top left, there is the IMO logo and the text "IMO Malaysia". Below it, there is a "0 NST" badge and the text "Welcome Competitions". At the top right, there is a link for "Account | Logout". The main content area is divided into two columns. The left column lists questions from "Question 1" to "Question 5". The right column is a table with the following data:

Name	Difficulty	Mark	Status
Question 1	1 mark	1	Not answered
Question 2	1 mark	1	Not answered
Question 3	1 mark	1	Not answered
Question 4	1 mark	1	Not answered

8. You will see the timer counting down.
For each question, enter your answer. The answer must be a **positive integer**; it will not accept any other answer:

The screenshot shows the IMO Malaysia competition interface for "Question 12". At the top left, there is the text "IMONST 2020 (Primary)". At the top center, there is the text "Question 12". At the top right, there is a timer showing "Time Remaining 147:03". On the left side, there is a list of questions from "Question 1" to "Question 15". "Question 12" is selected and highlighted with a blue circle. The main content area is a large yellow box with the text "QUESTION APPEARS HERE". Below the yellow box, there is an "Answer:" input field with the value "10.3". Below the input field, there is a green "save button" and a red "erase" button. A tooltip message is displayed below the buttons, stating: "Please enter a valid value. The two nearest valid values are 10 and 11."

Save your answer (green **Save Button**). A blue circle on the left will mark the questions with saved answers. You can erase/change your answer as many times as you like; only the last saved answer will be submitted.

9. After you finish, press **End Contest** (below Question 20 on the left). Confirm that you want to end. If your timer reaches zero, the contest will end automatically, and your saved answers will be submitted.

GOOD LUCK!